

Animals Should Definitely Not Wear Clothing

Clothes

一、圖書簡介

教學重點： Vocabulary/Reading comprehension

適用年段： 中年段

作者 Author： Judi Barret

繪圖者 Illustrator： Ron Barret

出版者 Publisher： Scholastic

主題 Subject： Clothes

要旨 Main Idea / Theme： Animals are special in their own ways.

背景場合 Setting： Places where animals can be found.

主要角色 Main Characters： All the animals in the story.

英文大意： This is an entertaining and humorous book where Barrets show us why animals should not wear clothing. Each animal has its own special characteristic that makes it hard to wear a certain kind of clothing.

中文大意： 這個故事很有趣、很幽默。作者和繪圖者有技巧的點出為何故事中的這些動物們不適合穿戴上某些衣物。每個動物的特徵都以幽默的話語及插圖表現出來。

二、閱讀前提問設計與參考答案

(T 代表老師，S 代表學生，若學生無法回答，由老師引導或示範。)

Bring a hat into the class and ask the students:

01 T This is a hat. Can you wear it on your hand? (*Teacher can put the hat on his/her hand.*)

S No!

02 T Can you wear it on your back? (*Teacher puts the hat on his/her back.*)

S No!

03 T Can you wear it on your foot? (*Teacher puts the hat on his/her foot.*)

S No!

04 T Where do you wear this hat?

S You wear it on your head.

05 T That's right. I wear it on my head. (*Teacher puts the hat on his/her head.*)
This is the way we wear our hats. Do you wear hats?

S Yes, I do.

06 T Do you think animals can wear hats?

S ... (*Answers may vary.*)

07 T Alright. Let's take a look at this picture. (*Teacher shows the fourth opening of the story Animals Should Definitely Not Wear Clothing, emphasizing the picture page.*) What animal is this?

S It's a camel.

08 T What is the camel wearing?

S It's wearing hats.

09 T How many hats is this camel wearing?

S Two hats.

10 T Is it normal to wear hats on your back?

S No.

11 T So, a camel should not wear hats because it might wear them in the wrong places. (*Teacher puts the hat on his/her back.*) Is this the right place or the wrong place?

S Wrong place.

12 T So this camel wears the hats in the wrong places. Where should the hat go?

S On the camel's head.

13 T You're right! Now let's take a look at another animal. (*Teacher shows the cover of the book.*) What animal is this?

S 刺蝟

14 T Yes, it's a porcupine. Porcupine. Please say it with me, Porcupine.

S Porcupine.

15 T What can you tell me about porcupines?

S (*Ss might have different answers. Teacher can encourage the students to give as many details as they can about porcupines.*) They are cool. They are ugly. They have 刺刺 .

16 T Oh, yes. Porcupines have quills. (*Teacher shows the cover of the book.*) Look at this porcupine. What do the quills do to the porcupine's shirt?

S The shirt is broken.

17 T You're right. So should animals wear clothing?

S No.

18 T That's what the title of this story book says. (*Teacher points to the title of the story book.*) Let's read the title together.

S Animals should definitely not wear clothing.

19 T NOT wear clothing, definitely NOT wear clothing. What does DEFINITELY NOT mean?

S It means no.

20 T Good job. (*Teacher points to the title again.*) So let's read the title again.

S Animals should definitely not wear clothing.

三、閱讀中提問設計與參考答案

01 T (*Teacher turns to the first opening.*) Look at this porcupine. Does it look happy?

S No.

02 T Why not?

S Because the porcupine's shirt is broken.

- 03 T Right! The porcupine's shirt is broken. (*Teacher turns to the second opening of the book.*) Again, animals should definitely not wear clothing, (*Teacher turns to the third opening of the book.*) because it would be disastrous for a porcupine (*The teacher can shake his/her head to show the meaning of the word disastrous.*) Does "disastrous" mean something good or bad?
- S Bad.

- 04 T Disastrous (*The teacher can shake his/her head again.*) means something really bad. (*Teacher turns to the fourth opening of the book, showing the picture page only.*) Again, why should a camel definitely not wear hats?
- S (*Ss can use their own words to express what they see from the picture.*)(*Then Teacher shows the page with words, and guides the Ss to read along.*) Because a camel might wear them in the wrong places.

- 05 T (*Teacher turns to the fifth opening of the book, showing just the picture page.*) What animal is this?
- S It's a snake.

- 06 T What's the snake trying to wear?
- S Pants, jeans.

- 07 T Should snakes wear pants?
- S Maybe not.

- T Why not?
- 08 S (*Answers may vary.*) Because snakes are too thin. Because snakes don't have legs...

- 09 T *(Teacher shows the page with words.)* Because a snake would lose its pants.
S Ha ha ha.

- 10 T *(Teacher turns to the sixth opening of the book, showing the picture page only.)* What do you see?
S A hat.

- 11 T What animal is wearing this hat?
S *(Ss may have different answers.)* A dog, a little cat....

- 12 T Look at the picture carefully. It has a long tail.
S It's a mouse.

- 13 T That's right. A mouse shouldn't wear a hat because a mouse could get lost in it. *(Teacher shows the page with words.)* Look, it's lost! Where is it?
So, why shouldn't a mouse wear a hat?
S Because a mouse could get lost in it.

- 14 T *(Teacher turns to the seventh opening of the book, showing the page with words only.)* Let's read this page together.
T S Because a sheep might find it terribly hot.

- 15 T "Terribly hot" means very very hot. So, what do you think this sheep is wearing?
S *(Allow the students to have different answers.)* A jacket, a coat, a hat, a scarf, a sweater...

16 T It's wearing something that can keep it warm, very warm. Yes, it's a sweater. Is the sweater warm?
S Yes.

17 T What is the sweater made of?
S Wool.

18 T Right! Sweaters are made of wool. And where does the wool come from?
S From the sheep.

19 T So, the sheep is wearing a big sweater. That's why it is terribly...
S Hot.


20 T Very good. (*Teacher shows the picture page of the seventh opening.*)

For the following pages of the book, the teacher can decide to show either the picture page first or the page with words. Through Q and A, students are encouraged to use their imagination and language to comprehend the story.

四、閱讀後提問設計

- Teacher can review clothing and animal words with the students.
- Teacher asks the students, "What is the moose wearing?", and the students can find the answer in the book.
- Teacher can divide the students into several groups, and each group takes turns shouting out an animal name for the teacher to write it on the board (do not repeat animals that have been mentioned by other groups.) This same activity can be done with clothing items. So on the board, there are two lists: animals, clothing. This in-class listing can be a guide to Worksheet 2 where the students use their imagination to come up with an animal and a clothing item that shouldn't be worn by that animal. This last part of the worksheet can be cut down and compiled together as a class book.

Read the story again, look at the pictures carefully, and write down the animals that are wearing the following clothing.
請再讀一次故事並仔細看圖片，將穿著以下衣物的動物名稱寫出來。



1 Who's wearing a hat?


camel

2 Who's wearing a shirt?

3 Who's wearing a tie?

4 Who's wearing pants?


5 Who's wearing a jacket?



Class _____ Number _____ Name _____

Read and Draw

讀讀看，再將內容畫在框框內



Do you know bats? They usually hang upside down in the trees. They shouldn't wear hats because hats might fall off when they are upside down.

Now it's your turn. 換你試試看了。

I'm thinking of a _____.

This animal shouldn't wear

because _____

_____.

