



目 錄



使用說明	3
補救教學教材	5
Unit 1 I Took A Trip To Green Island	5
Unit 2 I Saw A Cat Running Around	11
Unit 3 I'd Like To Buy A Sweater	17
Unit 4 Can You Take A Picture For Us?	23
Unit 5 What Would You Like To Have?	29
Unit 6 First, Cut The Bread Into Half.	35
Unit 7 What Will You Wear To The Party?	41
Unit 8 Sam Is Stronger Than Others	47
Unit 9 How Do You Feel Now?	51
Unit 10 How Do I Get To Magic High School	57
編輯團隊	63
附錄：補救教學基本學習內容（試行版）下載網址	
封面設計理念	64

使用說明

「國民中學英語科補救教學教材」乃依據教育部於中華民國101年7月所頒佈之「國民中學英語科補救教學基本學習內容（試行版）」所編撰。該「基本學習內容」係參考九年一貫英語課程綱要之課程目標和能力指標，加以減量、淺化，並考量英語在我國語言之地位為外語，以及低學習成就學生之學習速度較為緩慢而設定。其設定前提在協助大幅落後正規課程進度的學生掌握基礎的英語語言知識，並培養其基本英語溝通知能，以奠定學習落後者基本英語學力。「國民中學英語科補救教學基本學習內容（試行版）」涵蓋最基本的英語字詞、文法句型和常用語。未能通過依據該「基本學習內容」所編製之篩選測驗者，應參與補救教學課程。

本教材之主要目的在提供上述補救教學課程一套「參考教材」，期能藉此拋磚引玉，激發教師更多教學創意，發展出適合個別教學情境，且更符合不同學生需求的教材和學習活動。因此，教師不宜視本教材為補救教學之唯一教材，更不宜將本教材當作正規課程的教科書使用。

本套教材依據國中英語「基本學習內容」中所條列七到九年級各年級之基本學習內容編撰，一個年級一冊，共編有三冊。呼應國中小英語課程綱要之基本理念，本套教材之編輯旨在提供生活化、實用化和趣味化的內容，及運用多重感官學習之活動，期能藉此協助學生體會英語文的功能意義，提升其學習興趣和成就感，進而奠定基礎英語溝通知能。

鑑於「基本學習內容」所列英語字詞和句型之困難度隨年級日增，學生需要更多時間學習和內化，本教材九年級的單元數比七年級和八年級少，即七、八年級各編12單元，但九年級只編10單元。各單元主要含三部分：（一）整合「基本學習內容」所列句型和字詞而編寫的對話式課文（Let's Talk）、（二）主要句型的練習（Let's Practice）和（三）趣味性學習活動（Fun Activity）。教師可彈性應用本教材：可逐單元教學，亦可針對學生學習困難處，選取相關單元進行教學。對於進步較快的學生，教師也應自行編撰教材，以加深、加廣學習內容，

協助學生早日回歸正規課程。在編寫課文對話時，因應情境所需，偶而會使用超過「基本學習內容」所設定之字詞，或者往後單元才會教授的字詞，這類字詞在學生本中皆以小字典📖標示，教學時請簡單帶過，勿要求學生背誦，以免增加學習負擔。

每一年級教材，除學生本外，每冊皆搭配對應之教師手冊，用以介紹各單元教學重點和所對應的「基本學習內容」、建議教學步驟和策略（乃至延伸活動），並提供習題答案。使用本教材前，教師可先參閱教師手冊。此外，各單元之對話內容（Let's Talk）也備有對應之錄音檔（以🎧圖案標示），供教師和學生使用。

本教材內所有刊載內容，文字、圖像、影音等之版權，除特別指明外，教材內的所有內容，均為教育部所有，並受中華民國著作權法保護。在限於個人及非商業目的的情況下，使用者可依智慧財產權法律之相關規範，自由瀏覽及使用本教材，但引用時請註明出處。任何營利機構或團體，非經教育部書面同意，不得以任何形式轉載、重製、散布、公開播送、出版或發行本教材內容。

在有限時間及無專業編輯人員協助之限制下，除了正規工作外，編輯團隊幾乎奉獻出個人所有可資運用的時間，焚膏繼晷地撰寫和編輯本教材。我們深知，倉促編撰中必有不足及謬誤處，一方面懇請使用者能體諒我們的疏漏，另一方面也敬邀教育先進斧正，以期未來能編輯出更完善的補救教學參考教材。

「補救教學基本學習內容」
國民中學語文學習領域（英語）
召集人程玉秀 2012

I Took A Trip To Green Island



Let's Talk



At School



David: What did you do last **weekend**?

Jane: I **took a trip** to Green Island.

David: Was it fun?

Jane: Yes, **I had a good time**. How about you? What did you do last weekend?

David: I went to Yehliu. It usually **rains** a lot, but it was **dry** when I was there.

I **hate wet** weather.

WORDS

weekend 周末 took (take 的過去式)帶；拿；搭乘 take a trip 去旅行 trip 旅行
I had a good time. 我玩得很開心 rain 下雨 dry 乾的；弄乾 hate 討厭
wet 濕的

Jane: What did you do there?

David: I studied Queen's Head carefully, **so** I **learned** something about it.

Jane: Cool!

David: Yes, **it was fun** to be there.

Jane: Take me with you next time.

David: O.K.

📖 went (go 的過去式) queen 女王 carefully 小心地 something 某件事



WORDS

so 所以 learn 學習 It was fun. 有樂趣。

Let's Practice

Example



A: What did you do last summer?

B: I took a trip to Japan.

1. play

basketball



A: What _____ Sam do last Monday?

B: He _____ last Monday.

2. go to the

math class



A: What _____ John do last Sunday?

B: He _____ to the _____ class last Sunday.

3. play in the water



A: What _____ Mary _____ last summer?

B: She _____ in the _____
_____.

4. listen to music



A: What _____ they _____ last night?

B: _____

5.



A: What did you do this morning?

B: _____

A Post On Facebook



(Read and match the sentences with the pictures.)



A.

- I had a good time last weekend. I took a trip with my family to Green Island.



B.

- The weather there was bad. It rained and I got wet.



C.

- Mom was busy drying our clothes. Dad hated the weather, too.



D.

- But it was fun to play water sports. I learned much about Green Island.



E.

- I hope I can visit it again on a fine day someday.

NOTES



I Saw A Cat Running Around





Helen: You don't look **well** today. Are you OK?

Jack: I didn't sleep well last night.

Helen: **What happened?**

Jack: I **heard** my dog, Spot, barking all night.

Helen: Barking? Why?

Jack: I don't know. But I **saw** a cat running around the dog house all day **yesterday**.

📖 bark 狗吠 around 環繞



WORDS

well (氣色)好 What happened? 發生什麼事情? heard (hear 聽到的過去式)
saw (see 看到的過去式) yesterday 昨天



Miss Wu: Where do you like to go for our class trip?

Helen: How about the beach?

Jack: **Great!** I like the **sun** and the **sea**.

Helen: I **love** the beach at night. I can see the **moon** coming out and many **stars** shining in the sky.

Tina: And we can do **some** water sports, too.

Miss Wu: O.K. So, for our class trip, let's go and have fun at the beach.

Students: Hooray!

📖 sky 天空 shine 閃耀 hooray 萬歲(歡呼)

WORDS

great 很棒的 sun 太陽 sea 海 love 喜愛 moon 月亮 star 星星
some 一些


Let's Practice

What did you see?



Example

run the red light



I saw a small car running the red light.

light 燈

1. sing



I _____ a man _____ in the park.

2. fly kites



I _____ some kids _____.

3. come



I _____ some _____ from the CD store.

4. play Frisbee



I _____ a boy _____ with his _____.

Frisbee 飛盤

5.




Read, Write & Number

(Ann's parents came back home and found Ann, Amy, and Lucky all wet.)


Parents: What _____ to you?

Ann: It was her. Amy did all this.

Amy: No, it was Lucky. I _____  Lucky barking in the mud, so I took him to the bathroom and washed it.

Ann: And I _____  Amy and Lucky playing with water in the bathroom. It was fun, so I joined them.

Parents: ...

 found (find 的過去式) 發現 mud 泥巴 join 加入




NOTES

What happened?



It's not my day!



I'd Like To Buy A Sweater





At A Department Store On A Rainy Day

Clerk: **May I help you?**

Mrs. Wu: Yes, I'd like to **buy** a **sweater** for my son.

Clerk: How about this blue one? It's cute.

Mrs. Wu: Oh, it's too small. My son is very tall.

Clerk: I see. How about that one over there? It goes well with **jeans**.

Mrs. Wu: It looks cool. I'll take it.

Clerk: Let me put it in a beautiful **bag**.

Mrs. Wu: Thank you. It's very nice of you.



📖 I'd like 我想要 (I would like 的縮寫)

go well with 很搭配

I'll take it. 我買了。



WORDS

May I help you? 我可以幫你忙嗎? 需要我服務效勞嗎? help 幫忙

buy 買 sweater 毛衣 jeans 牛仔褲 bag 袋子

At Home

Mrs. Wu: I'm home!

Johnny: Mom, you're all wet! What happened?

Mrs. Wu: It was raining but I didn't take an **umbrella** with me.

Johnny: So you ran back home from the **shop**?

Mrs. Wu: Yes. I **bought** you this **gift**. Open it.

Johnny: Wow, you are the best mom in the world! Is it a **coat**?

Mrs. Wu: No! I bought you a sweater.

Johnny: Oh, no! I look fat in a sweater.

Mrs. Wu: **I don't think so**. Try this on! Trust me!

Johnny: You're right, Mom. It looks great on me. Thanks.

📖 ran (run 的過去式) world 世界 fat 胖 try on 試穿 trust me 相信我

right 對的



WORD

umbrella 傘 shop 商店 bought (buy 買的過去式) gift 禮物 coat 外套

I don't think so. 我不認為如此。 think 認為

Let's Practice

(Betty likes to shop. Let's see what she bought last week!)

Example



May I help you?



I'd like to buy this dress.

1.



May I help you?



I'd _____ to buy
some _____.

2.



What can I do for you?



I'd _____ to
try on the red
_____.

3.



Can I help you?




_____ like to
_____ a _____.

4.



What can I do for you?



5.




What can I do for you?






A Lottery Winner!

I'd like to _____



NOTES



Can You Take A Picture For Us?





At Lisa's Birthday Party

Jean & Sally: Happy birthday to you!

Lisa: Thank you!

Jean: I **went** to Green Island last week and I **brought** back this gift for you.

Lisa: You brought it back from Green Island for **me**? It's very sweet of you!

Sally: Can we take a picture together?

Lisa: Of course! That's my brother, Charlie. Let's ask **him** for help.

Charlie, come over here. Can you take a picture for **us**?

Charlie: No problem. **Say cheese!**

All: Cheese!

📖 birthday 生日

It's very sweet of you. 你好貼心。

together 一起

ask 詢問

No problem. 沒問題。



WORDS

went (go 的過去式) 去 brought (bring 的過去式) 帶 me (I 的受格) 我

him (he 的受格) 他 us (we 的受格) 我們 Say cheese! 拍照時請人微笑之用語

Ms. Lin: Lisa, how was your weekend?

Lisa: It was great! My parents **gave** a big birthday **party** for me on Saturday night.

Ms. Lin: Your birthday? Happy birthday!

Lisa: Thank you, Ms. Lin. A lot of my friends came over to my house. I got many gifts from **them**!

Ms. Lin: What **did** you get?

Lisa: I **got** a dress, a pencil box, a notebook, and a bike.

Ms. Lin: Lucky you!

📖 parents 雙親 Lucky you! 你真幸福!



WORDS

gave (give 的過去式) 給 party 派對 them (they 的受格) 他們
did (do 的過去式) 助動詞 got (get 的過去式) 得到

Let's Practice

Example

buy/
a new
basketball



A: What did your dad buy for you last week?

B: Dad bought a new basketball for me.

1. bring/ some flowers



A: What did Lucy bring for her mom?

B: Lucy _____ her mother _____.

2. give/ a computer



A: What did your brother give you yesterday?

B: My brother _____ me _____.

3. send/
a letter/
friend



A: What did the little boy do this morning?

B: The little boy _____
_____.


4. buy/ a dress/ Mary



A: What did George do last night?

B: _____

5.



A: What did _____ do last weekend?


B: _____

Support The Frontline

Please give me... / Please give ... to me.



NOTES



It was fun.



What Would You Like To Have?



Let's Talk



At The Night Market

John: Let's go over there. There are many **food stands** there.

(John and Lisa go to the food stands.)

📖 over there 那裡

Lisa: Wow! They all look yummy! I'm **hungry**!

yummy 好吃


John: What would you like to have?

Lisa: Beef **noodles**. How about you?

John: I'd like to have **chicken salad** with **bread**.

(At the salad stand.)

John: One chicken salad with bread. **To go, please.**



WORDS

food 食物 stand 攤位 hungry 飢餓 noodles 麵 chicken 雞
salad 沙拉 bread 麵包 To go, please. 打包帶走。



(After having their dinner...)

Lisa: Look! **Ice cream!**

John: Not for me. I'm full.

Lisa: Well, I always have room for ice cream.

📖 full 飽的 always 總是 room 空間

WORDS

ice cream 冰淇淋

Let's Practice

(John, Lisa, Jack and Lily are having dinner at the night market.)



What would you like to have, Lisa?



I'd like to have some _____.




What would you _____, Jack?



_____.



How about you, Lily?




I'd like to have _____ with bread.




_____, John?





Ordering Food




All: What would you like to have?

Player: I'd like to have _____.

<p>Start</p> <p>Home</p>				<p>2 steps</p>	
<p>3 steps</p>					
					<p>2 steps</p>
			<p>2 steps</p>		

NOTES

To go, please.



First, Cut The Bread In Half.



Let's Talk



At Cooking Class

Miss Lin: Hi, Class. Today we are going to make sandwiches.

All students: Hooray!

Miss Lin: Look, what do we have here?

John: Bread and chicken.

Lisa: **Cheese** and **tomatoes**.

Lucy: How do we make a sandwich?

Miss Lin: It's easy. **First**, **cut** the bread in **half**.


Second, cut the tomato into six pieces. **Any questions?**

All students: No.

Miss Lin: Good. **Then** put the chicken, the cheese, and the tomato on the bread. And now you have a sandwich.



📖 Hooray 萬歲！（歡呼聲） piece 片；塊



WORDS

cheese 乳酪 tomato 蕃茄 first 第一 cut 切；割 half 一半 second 第二
Any questions? 有問題嗎？ then 然後

Lucy: Miss Lin, my sandwich looks strange.

Miss Lin: **That's OK.** Let me show you.

(*After Miss Lin showed Lucy how to make a sandwich...*)

Miss Lin: Now, **try again,** Lucy.

📖 strange 奇怪的 show 示範



(*Ten minutes later.*)

Lucy: Miss Lin, this is for you.

Miss Lin: Wow! What a nice sandwich! **Well done,** Lucy.


📖 minute 分鐘

WORDS

That's OK. 沒關係！ after 在...之後 Try again. 再試一次

Well done. 做得很好！

Let's Practice



_____, heat the bun for 1 minute.

📖 heat 加熱

bun 小圓麵包



_____, fry an egg.


📖 fry 煎



_____, cut the tomato into six pieces.



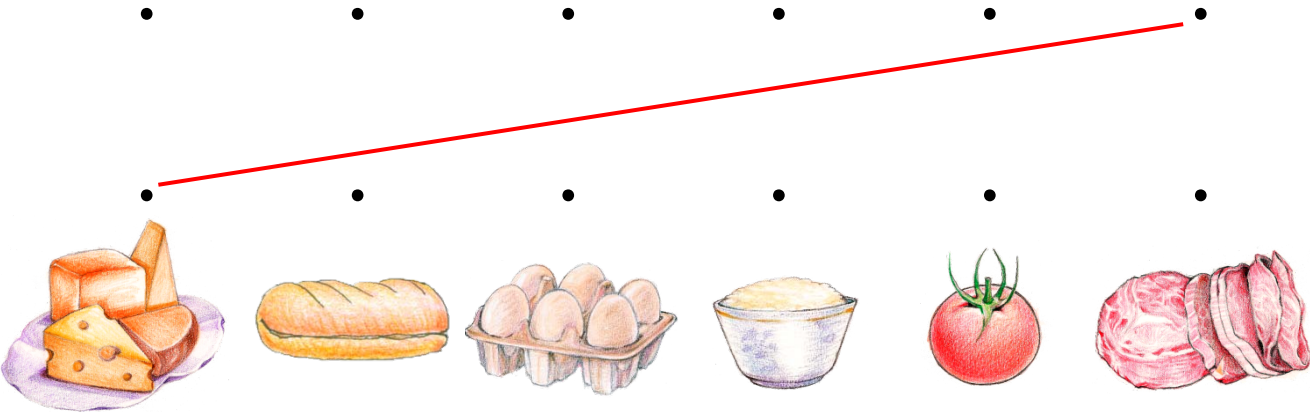
After that, put the egg, the tomato, and the cheese on the bun. _____ you have an eggburger.



Super Cook!

A. The things you have:

tomato egg beef bread rice cheese



B. The steps you take:

the steps you take 採取的步驟

First,... Second,...

Blank writing area with four horizontal lines for notes.

NOTES

Try again.



What Will You Wear To The Party?



Let's Talk



During The Break

David: Betty, did John **invite** you to the welcome party for new students?

Betty: Yes, I got this **card**.

David: Is the welcome party next week?

Betty: No, it's **next month**.

David: What **will** you **wear** to the party?

Betty: I'll wear my new skirt. How about you?

David: I don't have any new clothes. I'll wear my old jeans.

welcome 歡迎 clothes 衣服



WORDS

invite 邀請 card 卡片 next 下一個 month 月 will 將 (未來式助動詞)
wear 穿



After School

Betty: I'm going to the Max tonight. I want to buy a gift for the welcome party.

Will you go with me?

Kevin: Yes, I will. I'll buy a basketball.

Betty: Will you join us, David?

David: No, I won't. I lost my bike and all my money this morning. And I have **a lot of** homework to do tonight. **It's not my day!**

📖 the Max 百貨公司名稱 tonight 今晚 join 加入 lost 遺失 (lose 的過去式)

WORDS

a lot of 很多 It's not my day! 不順的一天啊!

Let's Practice

Example



A: What will you wear to the party?

B: I'll wear a new T-shirt to the party.


1.



A: Who will they come with?

B: They'll _____ with Aunt Cindy.

2.



A: When will the game start?

B: It'll _____ at two o'clock.

3.



A: Where _____ Ms. Li ride her bike to?

B: She'll _____ her bike to the supermarket.


4.



A: What **place** _____ Allen draw?

B: He'll _____ a beautiful park.

5.





A: How many **people** _____ Mr. Wang invite to the party?

B: He'll _____.

WORDS

place 地方 people 人 (複數)

What Will You Wear?

Adjectives				Clothing			
START →	big →	black →	blue	jacket ←	hat ←	dress ←	START
↑			↓	↓			↑
wet			green	jeans			T-shirt
↑			↓	↓			↑
purple			orange	pants			socks
↑			↓	↓			↑
small ←	pink ←	red ←	new	shirt →	shoes →	shorts →	skirt

Example

(You choose “green” and “jacket”.)

⇒ I’ll wear a green jacket to the party tonight.

(You choose “pink” and “socks”.)


⇒ I’ll wear pink socks to the party tonight.

NOTES

What happened?



It's not my day!



Sam Is Stronger Than Others



Let's Talk



During The Race

Grace: Look, Sam is ahead of all others.

Alice: He runs much **faster than** everyone else.

Grace: He's taller and **stronger** than others, too.

Alice: Let's go to the finish line.

We can wait for him there.

Grace: O.K.

- ahead of all others 領先別人
- everyone else 所有其他人
- finish line 終點



At The Finish Line

Alice: Sam, you're much faster than others. We feel happy for you.


Sam: Thank you, Alice. Gee! **It's a long day** for me.

Grace: And you **also** get **better** grades than before.
How did you do it?

Sam: I practice running every morning and study hard every night.

Grace: Wow! You sure are **busier** than us.

- grades 分數



WORDS

faster 比較快的 (fast 的比較級)

than 比較；比...

stronger 強壯的 (strong 的比較級)

It's a long day. 好長的一天哦！

also 也

better 比較好的 (good 的比較級)

busier 比較忙的 (busy 的比較級)

Let's Practice

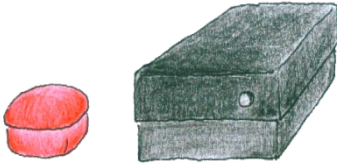
1. long → longer
2. old → older
3. small → smaller
4. tall → taller
5. big → bigger
6. hot → hotter
7. **large** → larger
8. busy → busier
9. easy → easier
10. handsome → **more** handsome
11. beautiful → more beautiful
12. good → better

Example



The dog is bigger than the cat.

1.



The red box is _____ than the black box.

2.




Summer is _____ than winter.

3.




Mr. Wang is _____ than that boy.

4.



English is _____ Math.

5.



This flower is _____ that small flower.

WORDS

large 大的 more many/much 的比較級；加在多音節形容詞前，形成比較級

Let's Brag!



(Two little boys, Tom and John,
are talking about their fathers and sisters in the classroom.)

Tom: My father is very tall.

John: My father is **taller** than your father.

Tom: My father has a big bag.

John: My father has a _____ bag than your father.

Tom: My father is very busy every day.

John: My father is _____ than your father. And my father is very handsome.

Tom: My father is _____ than your father.

John: My sister is very beautiful.

Tom: My sister is _____ than your sister.


John: My sister has long hair.

Tom: My sister has _____ hair than your sister.

John: And my ... Oh, I'm a good student.

Tom: Oh, I'm a _____ student than you!

How Do You Feel Now?



Let's Talk



In The Classroom

(Lucy fell during a race in the morning. She's talking to Lisa at noon.)

Lisa: How do you **feel** now?

Lucy: I feel **better**. Thank you.

Lisa: You were **lucky**. Ken broke his leg during the race.

Lucy: Really? How's he now?

Lisa: He's better now, but he won't be able to come to school **for** two weeks.

📖 fell (fall 的過去式) 掉落 during 在...期間 race 比賽 noon 中午
broke (break 的過去式) 弄斷 Really? 真的嗎? be able to 能夠



WORDS

feel 感覺 better 比較好 lucky 幸運的 for 持續一段時間(或距離)

At PE Class

Lisa: **Watch out!** A fly ball!

Lucy: Ouch! My head!

Lisa: Poor you. Let me take you to the nurse.

Lucy: I'm **just fine**. Don't worry.

Lisa: But you look **sick**. You should go see a doctor.

Lucy: Yeah, you're **right**.

Lisa: I hope you will get well soon. **Take care**.

Lucy: Thanks. See you **tomorrow**.

📖 fly ball 高飛球 Poor you. 你好可憐哦！ worry 擔心 should 應該
hope 希望



WORDS

watch out 小心 just 僅僅 fine 好的 sick 生病 right 正確的
Take care. 保重！ tomorrow 明天

Let's Practice

Example



A: How do you feel now?

B: I feel terrible.

📖 terrible 可怕的

1. weak



A: _____ do you _____ now?

B: I feel weak.

📖 weak 虛弱的

2. well



A: _____ do you _____ now?

B: I don't feel _____.

3. better



A: _____ do you _____ now?

B: _____

4. great



A: _____

B: _____

5. happy



A: _____

B: _____

Read & Number

Today isn't my day. I fell in the PE class, and later a fly ball hit me on the head. I was fine, but I didn't feel well after school. My mom took me to the doctor earlier tonight. The doctor told me not to go to school tomorrow. I called Lisa about this, and she said she would take notes for me. How nice she is!


📖 told (tell 的過去式) 告訴 would (will 的過去式) 將會 take notes 抄筆記

(Read and match the sentences with the pictures.)



A.

- Today isn't my day. I fell in the PE class.



B.

- I called Lisa about this, and she said she would take notes for me.



C.

- The doctor told me not to go to school tomorrow.



D.

- I didn't feel well after school. My mom took me to the doctor earlier tonight.



E.

- A fly ball hit me on the head.

NOTES



How Do I Get To Magic High School?



Ping-Ping Street



Green Street



An-An Road

Let's Talk



Outside The MRT

Lucy: **Excuse me.** How do I get to Magic High School?

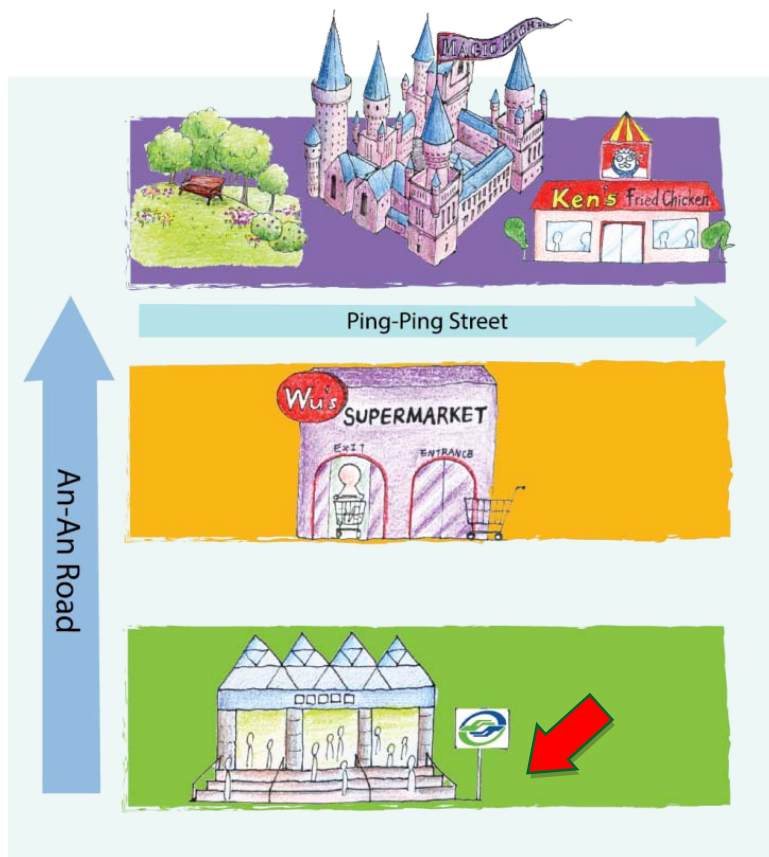
Man: Go along An-An **Road** for one block and **turn right** on Ping-Ping **Street**.

Lucy: Ping-Ping Street?

Man: Yes, Magic High School is **across** from Wu's Supermarket, **between** the park and Ken's Fried Chicken.

Lucy: Thank you.

📖 along 沿著 block 街區



WORDS

Excuse me. 抱歉；打擾。 road 道路 turn 轉彎 right 右邊 street 街道
across 在…對面 between 在…之間

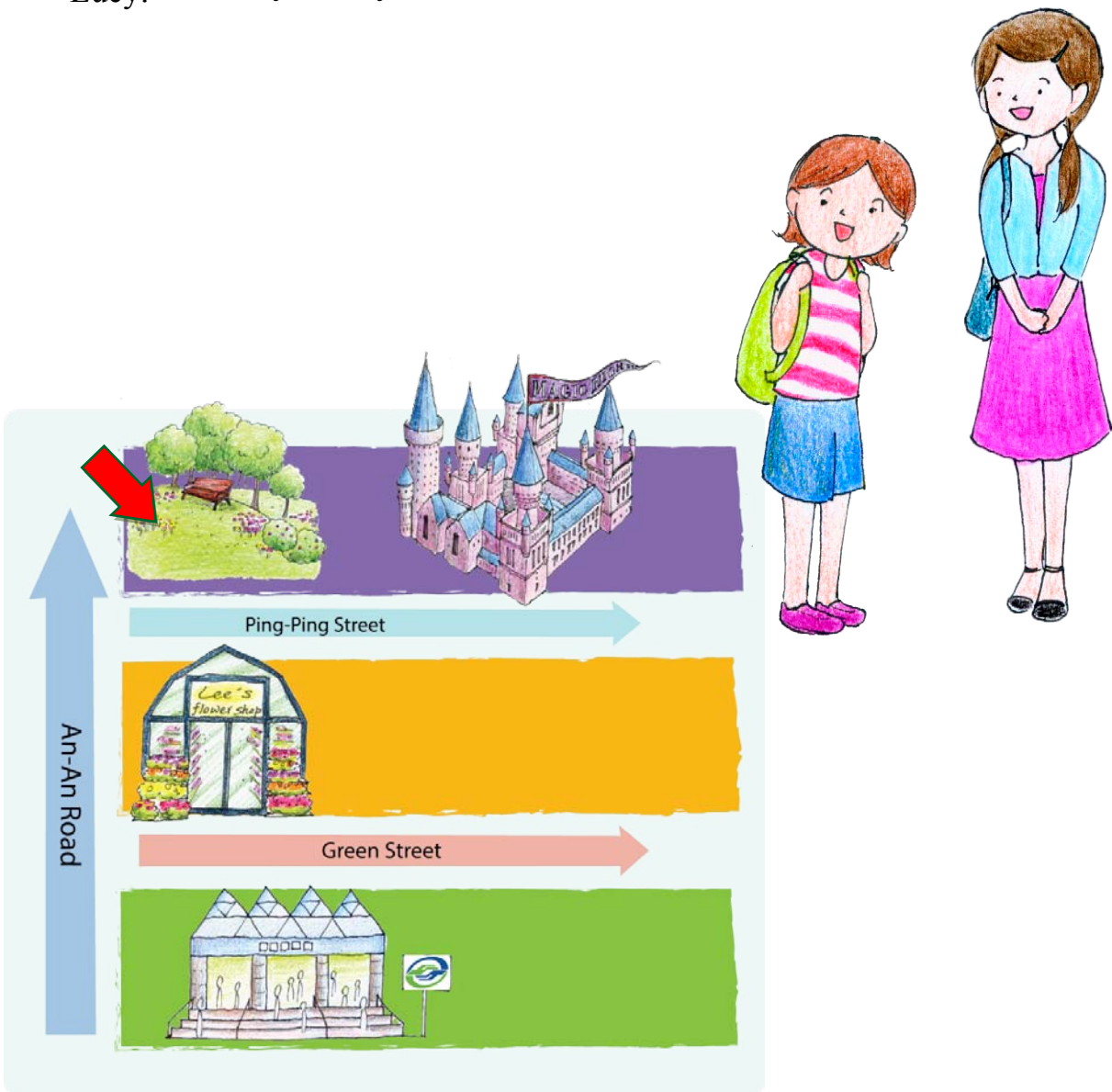
On Ping-Ping Street

(Lucy is now in **front** of a flowershop on Ping-Ping Street.)

Lucy: Excuse me. Where is Magic High School?

Woman: Let me **show** you. Just go down the street and then you will see it on your **left**.

Lucy: Thank you very much.



WORDS

front 前方 show 指示；帶路 left 左邊

Let's Practice

Example between

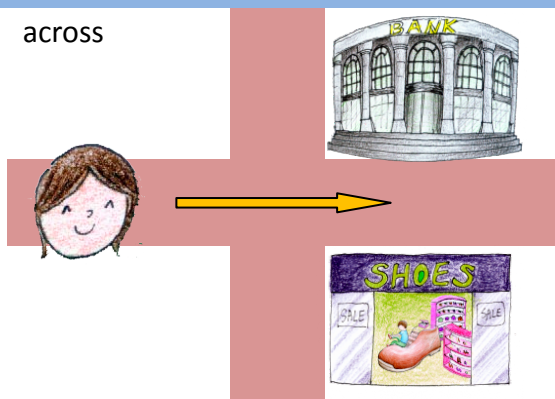


A: Excuse me, how do I get to the flower shop?

B: Go along the road. It's between the park and the zoo.




1. across



A: _____, how do I get to the bank?

B: _____ the road. It's _____ from the shoe shop.

2. in front of




A: _____, _____ do I get to the bus stop?

B: Go straight. It's _____ the coffee shop.

straight 直直地

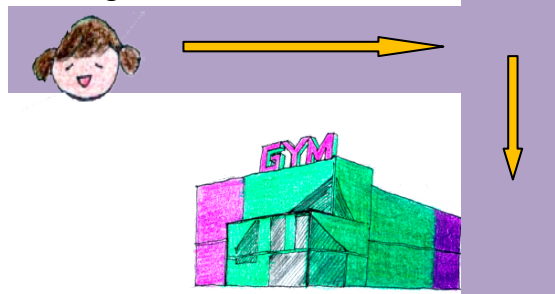
3. turn left



A: _____, _____ do I _____ the library?

B: _____ along the road and _____ . It's on your left.

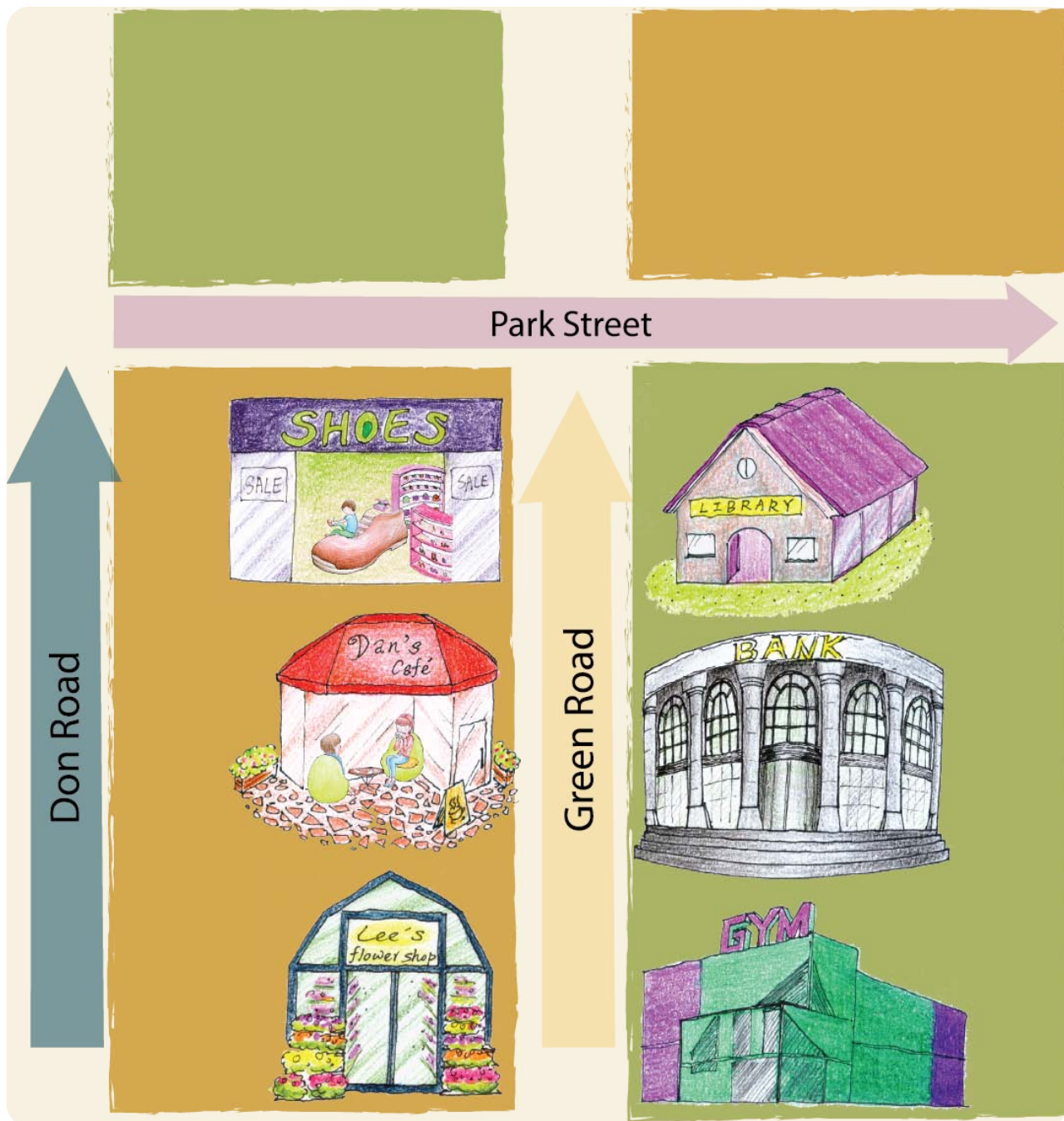
4. turn right




A: _____, _____ do I _____ the gym?

B: _____ the road and _____ . It's on your right.

Giving Directions



NOTES





編輯團隊



總 策 畫：蔣偉寧

副總策畫：黃子騰

策 畫：鄭來長

總 統 籌：邱乾國、許麗娟

副總統籌：林祝里

執行統籌：林俞均、金忻瑩、黃惠美

召 集 人：程玉秀

諮詢教授：張武昌、陳秋蘭、葉錫南、陳浩然、

尤雪瑛、林世華

編輯小組：袁惠俐、黃湘茹、莊惠如、鍾長宏、陳瓊如

執行編輯：莊惠如

美術設計：張安琪

封面設計：張安琪

錄 音：奇蹟光影娛樂有限公司



附 錄



- 補救教學基本學習內容（試行版）下載網址：

<http://www.edu.tw/files/download/B0055/補救教學基本學習內容上傳檔.rar>

- 封面設計理念：

封面是兩位學生在品嚐英語美食。用可口的甜點來傳達學習英文是一件既輕鬆又愉快的體驗，並且學到的是非常貼近日常生活的東西。甚至老師們可以帶出a piece of cake 的用法。