

This SCHOLASTIC book belongs to

NAME _____

100 WORDS

Kids Need to Read by 1st Grade



Sight word practice to build strong readers.

BOOK 1

Contents

3...My 100 Words to Read

Group 1

4...Find the Word

5...Word Math

6...Match It!

7...What Am I?

Group 2

8...Who Am I?

9...Which Word?

10...Which Way Is Up?

11...Mystery Letter

Group 3

12...Read and Spell

13...Yes or No?

14...My Good Friend

15...Match It!

Group 4

16...Which Word?

17...Match It!

18...Friends Share

19...Rhyming Pear Tree

Group 5

20...Go Car, Go!

21...This or That?

22...What Am I?

23...Sort It Out!

Group 6

24...Letter Detective

25...How Many?

26...Sparky and Lisa's Day

31...If Numbers

Were Walking

Mini Book

27...Balloons for Lilly

Dear Educator,

Teachers know and experts agree that the only way for children to master sight words—those high frequency, often non-decodable words essential to reading fluency—is through practice. With *100 Words Kids Need to Read*, we are pleased to offer a tool to help you provide that practice in an engaging, effective format.

We created the three books in this series—for first, second, and third graders—with the guidance of literacy experts and classroom teachers. Broken down into manageable groups, words are introduced in context and reinforced through inviting puzzles and games. Each sequence of activities is carefully designed to touch on reading, writing, and usage—taking children beyond mere visual recognition of sight words to genuine mastery.

The journey through these skill-building pages will help young readers make the successful transition from learning to read to reading to learn. Along the way, they will also receive excellent preparation for standardized tests. Enjoy the trip!



David Goddy
VP, Publisher

<p>look; 7. be; 8. sat; 9. went. Page 20: go; saw; wants; can go; goes. Page 21: 2. that; 3. old; 4. new; 5. This. Page 22: hidden picture = flower. Page 23: Actions: see, saw, go; Things: book, car; Colors: blue, orange, green, red, yellow. Page 24: 1. o, a; 2. i, a; 3. e, o, u. Page 25: 1. two; 2. four; 3. three; 4. one. Page 26: 1. seven; 2. eight; 3. three; 4. five. Mini Book: rain; to; car; mother; with; has; seven; get; girl; two; gave; orange; he; to; They; play; as; good; sleep. Page 31: Number words to be circled appear as follows: verse 2: One; verse 3: One, Two; verse 4: Two; verse 5: Two, Three, One, Two; verse 6: Four's; verse 7: Five, Ten; verse 8: six, Five, Seven; verse 9: Seven, verse 10: Eight's; verse 11: Nine, Ten; verse 12: Ten, zero, one.</p>	<p>ANSWER KEY</p> <p>Page 4: Words to be marked follow in bold: Lilly has a cat. The cat is little. The cat goes to Lilly. Page 5: at; any; as. Page 6: From top to bottom, pictures match sentence 2, 1, 5, 4, 3. Page 7: hidden picture = panda in bamboo. Page 8: Answers will vary. Page 9: 1. play; 2. jump; 3. fast; 4. run; 5. ran. Page 10: 1. down; 2. out; 3. up; 4. on; 5. in. Page 11: 2. o; 3. p; 4. u; 5. n. Page 12: 2. father; 3. and; 4. were; 5. They. Page 13: Answers will vary. Page 14: friend, We; are; good. Page 15: From top, pictures match sentences 2, 3, 1. Page 16: 1. Will; 2. sit; sat; 3. ate; 4. be; 5. eat; 6. be, ate. Page 17: night; stop; day; rain. Page 18: went; with; of; for; from; if. Page 19: 2. night; 3. stop; 4. ate; 5. will; 6.</p>
---	---

Editor: Kaaren Sorensen **Art Directors:** Joan Michael, Deborah Dinger, Vanessa Frazier, Beth Benzaquin
Editorial Consultants: Wiley Blevins, Mary C. Rose, Sue Szczepanski **Writers:** Laine Falk, Spencer Kayden, Jessica B. Levine **Copy Editors:** L.C. Israel, Bryan Brown **Production Editor:** Barbara Schwartz **Magazine Group:** VP, Publisher: David Goddy•VP, Editor in Chief: Rebecca Bondor•Associate Editorial Director: Alyse Sweeney•Design Director: Judith Christ-Lafond•Production Director: Barbara Schwartz•Executive Director of Photography: Steven Diamond•Publishing System Director: David Hendrickson•Manager, Digital Imaging Group: Marc Stern•Director of Library Service: Bert Schacter•Library Manager: Maggie Stevaralgia•VP, Marketing: Jocelyn Forman•Scholastic Education: President: Margery Mayer•Group VP Marketing: Greg Worrell•Director, Customer Service Technical Support: Karine Apollon-Mowatt•Associate Director of Customer Service: Pat Drayton

To order more issues or for customer service: 1- 800-SCHOLASTIC

Copyright © 2001 by Scholastic • All rights reserved. Published by Scholastic, Inc • Scholastic and associated logos are trademarked and/or registered trademarks of Scholastic Inc. No part of this publication may be reproduced, or stored in a retrieval system, or transmitted in any form or by any means, electronic, mechanical, photocopying, recording or otherwise, without written permission of the publisher. For information regarding permission, write to Scholastic Inc., Attention: Permissions Department, 557 Broadway, New York, NY 10012

Library of Congress Cataloging-in-Publications Data available ISBN 0-439-39929-7
 12 9 8 7 6 5 4 3 2 1 00 01 02 03 04 Printed in the USA. First printing X

My 100 Words to Read

Group 1

a	girl	little
an	goes	she
as	has	the
at	he	to
boy	is	was
by	it	

Group 2

am	jump	play
down	me	ran
fast	my	run
have	off	up
I	on	
in	out	

Group 3

and	friend	they
are	good	we
did	had	were
do	mother	yes
don't	no	you
father	not	

Group 4

ate	if	sit
be	look	stop
day	night	went
eat	of	will
for	rain	with
from	sat	

Group 5

black	green	see
blue	new	that
book	old	this
can	orange	want
car	red	yellow
go	saw	

Group 6





came	get	six
come	give	ten
eight	got	three
five	nine	two
four	one	
gave	seven	

Find the Word

Directions:
Read the story.
Then follow the
directions below.



Lilly has a cat.
The cat is little.
The cat goes to Lilly.

- 1 Put a  around the word **a**.
- 2 Underline the word **is**.
- 3 Put a  around the word **The** two times.
- 4 Put a  over the word **little**.
- 5 Put a  over the word **goes**.

Word Math



Directions:

Make new words by adding letters to the letter **a**. We did the first one for you.

- 1 **a** + **t** = at
- 2 **a** + **n** = _____
- 3 **a** + **s** = _____

Now **circle** the new words you made in the sentences below.

- 1 The girl is at home.
- 2 The boy has an apple.
- 3 The dog is as big as the girl.

Match It!

Directions:

Draw a line from each sentence to the picture it matches. We did the first one for you.

- 1 He is a boy.
- 2 A girl has a little dog.
- 3 She is by the tree.
- 4 He goes to school.
- 5 It is an apple.



What Am I?

Directions:
What kind of animal is hidden in this picture? Follow the directions to find out.



If the word starts with **t**, color the space



If the word starts with **g**, color the space



If the word starts with **h**, color the space



If the word starts with **b**, color the space



Who Am I ?

Directions:

Read about Sam.
Then answer
the questions
about you.




My name is Sam.
I am six years old.
I have brown hair.
This is a picture of me.

Now it is your turn.

My name is _____.

Circle one:

I am  years old.

I have  hair.
black **red** **brown** **blond**

This is a picture of me! (Draw a picture of yourself here.)

Which Word?



Directions:

Read the story. Then answer each question with a **blue** word from the story. We did the first one for you.

My dog Pete can **play**.
He can **jump**.
He can **run fast**. I **ran** with Pete.

-
- 1 Which blue word starts with **p**? play
 - 2 Which blue word starts with **j**? _____
 - 3 Which blue word rhymes with **last**? _____
 - 4 Which blue word rhymes with **fun**? _____
 - 5 Which blue word rhymes with **man**? _____

Which Way Is Up?

Directions:

Look at each picture.
Then **circle** the correct
word for each sentence.
Write the word
on the line.

3



The cat runs _____ the tree.
up down

1




The cat runs _____ the tree.
up down

4



The cat is _____ the box.
on off

2



The cat goes _____ of the box.
in out

5



The cat is _____ the box.
on in

Mystery Letter

Letter Box

u p ~~m~~ o n

Directions:

In each set of words, the same letter is missing. Can you find the mystery letter in each set? The letters you need are in the **Letter Box**. We did the first one for you.

1

m e

m y

ju m p

The mystery letter is m.

3

u _____

_____ lay

jum _____

The mystery letter is _____.

2

d _____ wn

_____ ff

_____ n

The mystery letter is _____.

4

_____ p

r _____ n

o _____ t

The mystery letter is _____.



5

ra _____

i _____

o _____

The mystery letter is _____.

Read and Spell

Directions:

Read the story, then put a ✓ next to the correct word that completes each sentence. Write the word on the line. We did the first one for you.



Sam's father went to the park. Sam and his mother were there. Sam played with his mother and father. They had a good time at the park.

- 1 Sam was at the park with his mother.
- ___ muther
___ mohter
✓ mother

- 2 Sam saw his _____ at the park.
- ___ father
___ fahter
___ fother

- 3 Sam was with his mother _____ father.
- ___ an
___ nad
___ and

- 4 They _____ all at the park.
- ___ ware
___ wir
___ were

- 5 _____ played.
- ___ Thay
___ They
___ The

Yes or No?

Jen is a girl. Jen is six. Jen does not like bugs. Jen likes mud. Jen jumped in the mud. Are you like Jen?

Directions:

Read the story. Then answer the questions. Circle your answers. Then write your answers on the lines.

1 Are you a girl?

_____, I _____ a girl.

Yes No am am not

2 Are you six?

_____, I _____ six.

Yes No am am not

3 Do you like bugs?

_____, I _____ like bugs.

Yes No do don't

4 Did you jump in the mud?

_____, I _____ jump in the mud.

Yes No did did not

5 Do you like mud?

_____, I _____ like mud.

Yes No do don't



My Good Friend

Directions:

Use the words from the **Word Box** to write a story about your friend.



Word Box

good
are
friend
We

I have a _____. We like to play. _____ have fun. We _____ friends.

Who is your good friend?

_____ is my good friend!

(Write your friend's name here.)



This is a picture of my friend. (Draw a picture of your friend below.)



Match It!

Directions:
Look at the pictures.
Then read the
sentences. Draw a line
from each picture to
the sentence that
matches it.



- 1 A mother and father have a little boy.
- 2 Lisa and Amy are good friends.
- 3 A boy and girl play.

Now try this!

Draw a picture that matches this sentence:

My friend and I play.



Which Word?

Directions:

Read the story.
Then answer
each question with
a **blue** word from
the story. We did the
first one for you.



A cookie is on the bed.

Will Sam **sit** on it? Sam **sat** on the
cookie. Will he **eat** the cookie? No,
but Sam's dog will **be** happy to eat the
cookie. Sam's dog **ate** the cookie.

1 Which blue word ends with the letter **l**? Will

2 Which two blue words begins with the letter **s**?

3 Which blue word rhymes with **Kate**? _____

4 Which blue word rhymes with **tree**? _____

5 Which blue word rhymes with **seat**? _____

6 Which two blue words end with the letter **e**?

100 Words Kids Need to Read by 1st Grade © Scholastic, Inc.


Match It!

It rains all **night**, it rains all **day**.
The **rain** won't **stop**, we cannot play.
Look! See the sun. The day is new.
Now I want to play with you!

Directions:
Read the poem.
Then choose a **blue** word from the poem to match each picture, below. We did the first one for you.



Look



Friends Share

Directions:

Use the words in the **Word Box** to complete the story.

Word Box

for from with
of if went



Jake _____ to the zoo _____ Lilly and Sam. At the zoo, Jake had a bag _____ popcorn. The popcorn was _____ Lilly, Sam, and Jake. Lilly had popcorn _____ Jake's bag. _____ Sam wants popcorn, he can have some, too. What do you share with your friends?

Now try this!

Draw a picture of something you share with your friends.

Rhyming Pear Tree

Directions:

Go to the **Word Box** to find a word that rhymes with the word on each pear. Write the word on the line. We did the first one for you.

1

play

day

2

light

3

mop

5

fill

6

book

7

me

4

late

8

cat

9

bent

Word Box

night

will

be

~~day~~

ate

went

stop

look

sat

Go Car, Go!

Directions:

Read the story. Then circle the word that best completes each sentence. Write the words on the lines.



Sam's father has a red car. The red car is old. It cannot

_____ fast. Sam _____ his father in
go goes see saw

the red car. It did not go. Sam's father _____
want wants

a new car.

Sam's father has a new car! The new car is green.

Sam _____ with his father in the green car. It
go can go

_____ fast. Sam goes in the fast green car
go goes

with his father.

Now try this! Write a sentence about a car.

This or That?

Word Box

This new
that old
~~book~~

Directions:

Use words from the **Word Box** to fill in the blanks in the sentences below. Use the pictures to help you. We did the first one for you.

THIS

THAT

1



This book is yellow, but that book is red.



2



This book is green, but _____ book is blue.



3



This shoe is new, but that shoe is _____.



4



This shoe is old, but that shoe is _____.



5



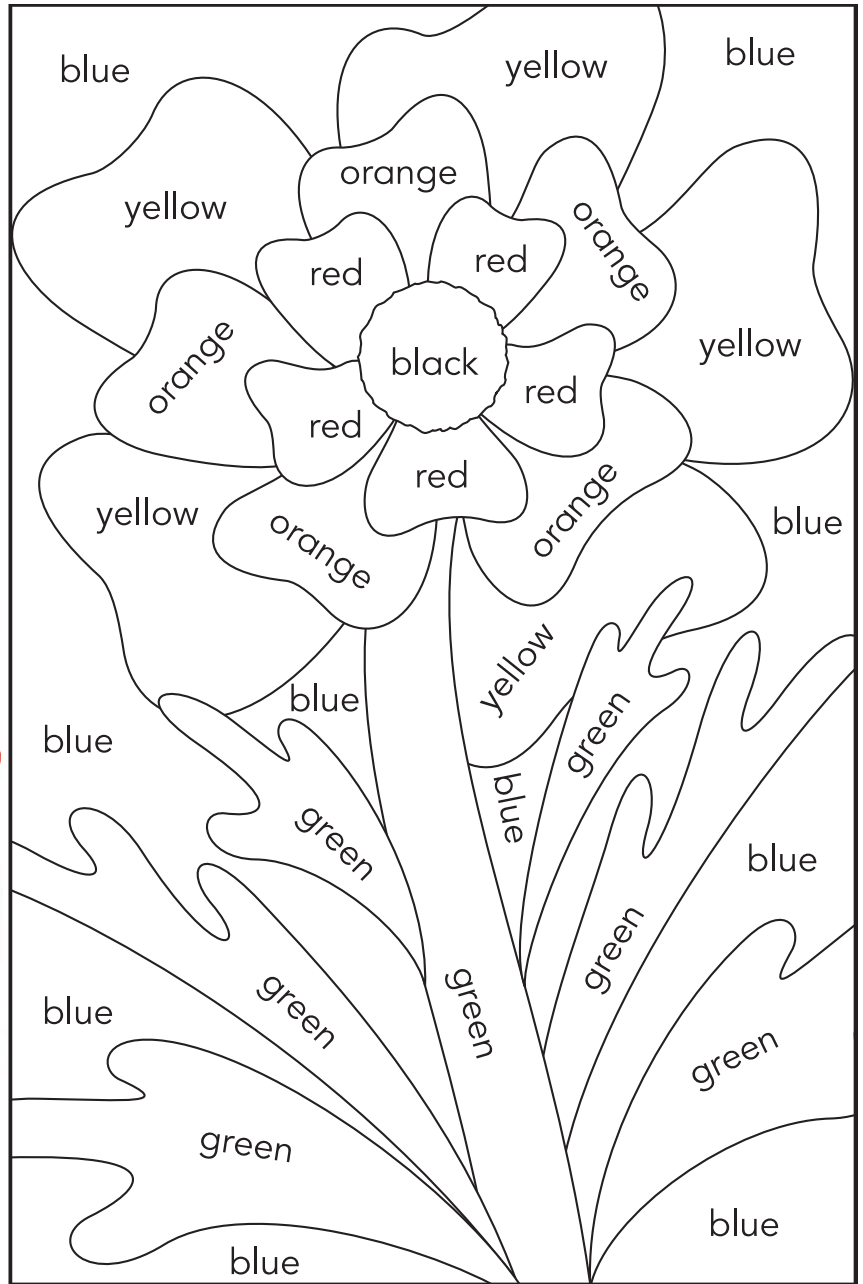
_____ shoe is blue, but that shoe is red.



What Am I?

Directions:

What is hidden in this picture? Follow the color words to color the picture.



Now **circle** the correct answer.

I am a _____.



Sort It Out!

Word Box

~~blue~~ go see
book green yellow
orange red
car saw

Directions:
Put each word
from the **Word Box**
in the circle where
it belongs. We did the
first one for you.

ACTIONS

THINGS

COLORS

blue

Letter Detective

Directions:

Read the story.
Then use the letters
in the **Letter Box** to
complete the words
below. You will use
some letters more
than once.



It is Jake's birthday. He wants his friends to **come** to his party. He will **give** balloons to his friends. He will **get** presents from his friends.

Lilly and Sam **came** to Jake's party. They **gave** presents to Jake. They **got** balloons from Jake. They had fun at the party.

1 Did Lilly **c** _____ **me** to Jake's party?
Yes, she **c** _____ **me** to Jake's party.

2 Did Lilly **g** _____ **ve** a present to Jake?
Yes, she **g** _____ **ve** a present to Jake.

3 Did Lilly **g** _____ **t** a balloon from Jake?
Yes, she **g** _____ **t** a balloon from Jake.

Letter Box

a e i
o u

Now try this! Which letter did you **not** use? _____

How Many?



Directions:
What can you find in Jake's messy room? Look at the picture. Then answer the questions below.

Word Box

five one eight two ten
seven three six four nine

- 1 How many red cars are on Jake's floor? _____
- 2 How many fish are in Jake's fish tank? _____
- 3 How many blue cars are on Jake's floor? _____
- 4 How many dinosaurs are under Jake's chair? _____

Sparky and Lisa's Day

Directions:

Read each question.
Then look at the clock.
Use the number words
in the **Word Box** to write
the correct time on
the line.



Word Box

one four seven ten
two five eight
three six nine

1

What time does
Sparky wake Lisa up
in the morning?



_____ o'clock

2

What time does
Sparky take his
morning walk?



_____ o'clock

3

What time does
Sparky meet Lisa
after school?



_____ o'clock

4

What time does
Lisa give Sparky
his bath?



_____ o'clock

Now try this!

Draw hands on the
clock to show nine
o'clock, Sparky and
Lisa's bedtime.



FRANCIS CLARK WESTFIELD

Mini Book Directions: This book is not finished! Can you help? When you see a word missing, circle the correct choice and write on the line. Look at the pictures for clues.



8

FOLD

1

100 Words Kids Need to Read by 1st Grade © Scholastic, Inc.



Balloons for Lilly

_____ helped write this book
(Write your name here)

I read my book to:

parent _____ and _____
friend _____

My child read this book to me.

parent _____ date _____



Lilly wants to go to the park. Will it

rain? No, it will not **rain run**.

Lilly can go **to be** the park.

2



That night, Lilly is as happy **as at**

she can be. It was a **good old** day.

Lilly and Pete **ran sleep**.

7





Lilly sees Sam. _____ is Lilly's
He She

friend. Lilly gives the green balloon

_____ Sam.

to from They We

_____ with the balloons.

play eat

6

FOLD



Lilly goes to the park in a _____
car can

She is with her _____. Pete

mother father


comes _____ Lilly and Mother.

with we

3



Follow the color words to color the balloons.



A little girl has **have** six **six** seven balloons. Lilly sees the balloons. Lilly wants one. Will she get **get** a balloon from the boy **boy** girl **girl**?

4



Look! Lilly got two **two** four balloons!
The girl give **give** Lilly an orange **orange** blue balloon and a green balloon.

5



FOLD

If Numbers Were Walking

If numbers were walking and came in a line
You'd learn to know them in a very short time.

Oh, look over there! See, here they come!
And the first to arrive is the tall number **One**.

One is thin and quite straight, as suits a leader—
Now here comes Two! You know Two, don't you, reader?

Two stands good and steady on its broad base
And is curvy up top to make up its face.

Two is followed by Three, who true to its name
Is behind One and Two, who already came.

Now Four's like a house with a little steep roof
And has got a long stem leading down to its hoof.

Five is the middle, and that's where you get
When you're halfway to Ten—now don't you forget!

Let us have Six, and let it be clear
That it's one more than Five, but not Seven, my dear.

Seven is simple, it's the name that we gave
To the number that's lucky, and funny, and brave.

Eight's nothing but curves going 'round on itself
And it would fall over if it stood on a shelf.

Nine is a circle on top of a stem
And comes just before the number called Ten.

Ten is two numbers, zero after a one
And we've counted them all—now wasn't that fun?

—Samuel A. Southworth

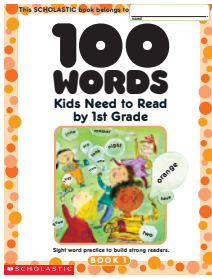
Directions:

Listen to your teacher
read this poem out loud.
As you listen and read,
draw a circle around each
number word you find.
We did the first one
for you.



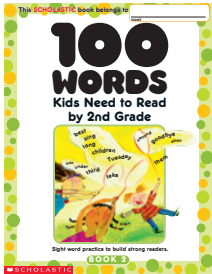
100 Words Kids Need To Read

Book 1 (First Grade)



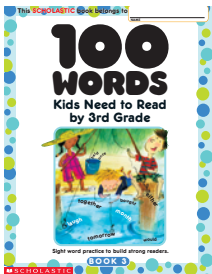
are	car	for	green	look	on	seven	two
as	come	four	had	me	one	she	up
at	day	friend	has	mother	orange	sit	want
ate	did	from	have	my	out	six	was
be	do	gave	he	new	play	stop	we
black	don't	get	I	night	rain	ten	went
blue	down	girl	if	nine	ran	that	were
book	eat	give	in	no	red	the	will
a	boy	eight	go	is	not	run	they
am	by	fast	goes	it	of	sat	this
an	came	father	good	jump	off	saw	three
and	can	five	got	little	old	see	to
							you

Book 2 (Second Grade)



better	fell	into	now	second	thank	when
both	few	keep	open	short	their	where
brother	first	kept	our	sing	them	white
brown	Friday	large	over	sister	then	who
but	funny	long	please	sleep	there	why
child	goodbye	made	pretty	slept	third	wide
children	hello	make	purple	small	Thursday	winter
cold	help	man	quiet	some	took	woman
after	drink	her	many	read	soon	women
all	drank	here	men	said	spring	your
any	early	hers	Monday	sang	story	under
ask	end	him	more	Saturday	summer	us
before	every	his	myself	say	Sunday	Wednesday
best	fall	how	none	school	take	what

Book 3 (Third Grade)



beautiful	different	grew	live	round	today	wrote
because	does	grow	may	several	together	year
been	done	held	middle	shall	told	yesterday
behind	draw	hold	month	should	tomorrow	
believe	drew	hurt	much	start	too	
below	either	it's	must	straight	trouble	
bought	enough	its	neither	sure	upon	
bring	far	just	never	talk	very	
about	brought	kind	once	tell	walk	
above	buy	flew	knew	only	warm	
again	call	fly	know	own	think	
always	carry	found	laugh	pull	those	
answer	city	frighten	learn	put	though	
around	clean	full	left	ready	thought	
away	could	going	light	right	through	
						wrong

To order, call 1-800-SCHOLASTIC