

**TBLT Lesson Plan****John Geary**

<b>Topic</b>	<b>CVC Words</b>	
<b>Grade</b>	3	
<b>Lesson Objective</b>	Students are able to combine consonants with a vowel to make a three-letter word.	
<b>Materials</b>	Student Letter Cards, Teacher Letter Cards . Computer game. Prize bag.	
<b>Teaching Procedures</b>		
<b>Warm Up &amp; Pre-Task (5 Minutes)</b>	<b>Teaching Aids</b>	<b>Assessment</b>
<ol style="list-style-type: none"> <li>1. Sing Vowel Song</li> <li>2. Hold up Letter cards, have students recall letter name. If student cannot recall letter sound, help student to Recall letter sounds.</li> <li>3. Recall vowels.</li> </ol>	Teacher Letter Cards	Observation: Evaluation Chart #1-2
<b>During The Task (15 Minutes)</b>		
<ol style="list-style-type: none"> <li>1. Introduce students to CVC words and what CVC means. Let students know that in a CVC word, the vowel is always in the middle.</li> <li>2. Start with C_C and see if children can choose the correct vowel to make a word. Use consonants B, D, G, P. Use vowels A, I, O <ol style="list-style-type: none"> <li>I. Have students play internet game at: <a href="http://ictgames.com/machine.html">http://ictgames.com/machine.html</a></li> <li>II. Have each student take a turn, look at the picture, and figure which CVC word is correct.</li> </ol> </li> </ol>	Teacher letter Cards Student Cards Computer game	Observation: Evaluation Chart #3
<b>Post-Task (20 Minutes)</b>		
<ol style="list-style-type: none"> <li>1. Have students complete worksheet. Tell students what the picture is for help. Go over first problem or two.</li> </ol>	worksheet	worksheet






Appendix 1

Name \_\_\_\_\_

Date \_\_\_\_\_

## Lesson 1 - Skill 1 - CVC WORDS - Recognition Memory

**Directions:** Say the picture word slowly and listen to the sounds. Circle one letter from each column for the beginning - middle - and final sound. Write the word in the space provided.

<p>1 </p> <p>f a x t o t</p> <p>_____</p> <p>-----</p> <p>_____</p>	<p>2 </p> <p>b i p c a t</p> <p>_____</p> <p>-----</p> <p>_____</p>	<p>3 </p> <p>d a g s o k</p> <p>_____</p> <p>-----</p> <p>_____</p>	<p>4 </p> <p>p i f b o g</p> <p>_____</p> <p>-----</p> <p>_____</p>	<p>5 </p> <p>m a t j e n</p> <p>_____</p> <p>-----</p> <p>_____</p>
----------------------------------------------------------------------------------------------------------------------------------------------------------	----------------------------------------------------------------------------------------------------------------------------------------------------------	----------------------------------------------------------------------------------------------------------------------------------------------------------	-----------------------------------------------------------------------------------------------------------------------------------------------------------	------------------------------------------------------------------------------------------------------------------------------------------------------------

Appendix2

## Evaluation Chart

Number	1	2	3	4	5	6	7	8	9	10	11	12	13	14	15	16	17	18	19	20	21	22	23
Name																							
1	Students can recall letter names																						
2	Students can say the letter sounds.																						
3	Students can find the missing letter.																						
4	Student can make cvc words.																						
5	Students are willing to participate in class.																						

✓ = Good      ○ = Fair      △ = Poor